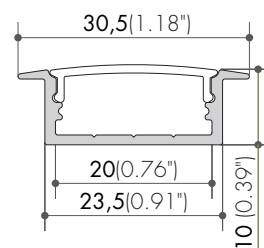


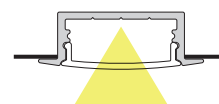


led<sup>3</sup>

## LED3\*RAIL M




Encastré Recessed



Références <i>References</i>	Nomenclature <i>Parts list</i>	Transmission lumière <i>Light transmission</i>	Longueur <i>Length</i>
<b>LRE-M-2-T</b>	LRE-M-2 (2m) LRE-MN-COVERT (2m) LRE-M-ENDCAP (1 pc) LRE-M-ENDCAP-O (1 pc)	93%	2000 mm <i>6.56 feet</i>
<b>LRE-M-2-SD</b>	LRE-M-2 (2m) LRE-MN-COVERSD (2m) LRE-M-ENDCAP (1 pc) LRE-M-ENDCAP-O (1 pc)	80%	
<b>LRE-M-2-DPC</b>	LRE-M-2 (2m) LRE-MN-COVERDPC (2m) LRE-M-ENDCAP (1 pc) LRE-M-ENDCAP-O (1 pc)	55%	



LRE-M-2



LRE-MN-2-COVERT  
LRE-MN-2-COVERSD  
LRE-MN-2-COVERDPC



LRE-M-ENDCAP  
LRE-M-ENDCAP-O



LRE-22-B20-COVERDPC

Aluminium anodisé  
*Aluminium finish*

Convection naturelle  
*Natural convection*

### OPTIONS OPTIONS

Source lumineuse entre 400 à 4000 lm/m  
*Light source between 136 and 1220 lm/feet*  
2500 mm à partir de 30 pièces  
*8.20 feet version available for quantities from 30pcs*

Finition sur demande à partir de 50 pièces  
*Special finish on request for quantities from 50pcs*

Coupe, montage sur mesure : nous consulter  
*Assembly, custom size: consult us*

