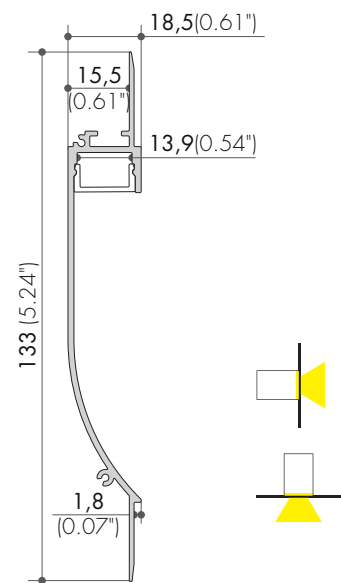





## LED3\*RAIL TW133X19

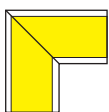


### EMBOUS END CAPS

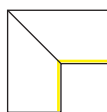


LRE-TW133X19-ENDCAP

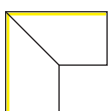
### JONCTIONS JUNCTIONS



LRE-TW133X19-LH



LRE-TW133X19-LVI



LRE-TW133X19-LVO



LRE-TW133X19-ECLISSE-180

RÉFÉRENCES REFERENCES	TRANSMITTANCE TRANSMITTANCE	LONGUEUR LENGTH
LRE-TW133X19-2-D <sup>(1)</sup>	65%	2000 mm 6.56 feet

<sup>(1)</sup> Diffuseur en rouleaux de 20 m en option  
<sup>(1)</sup> 6.5 feet cover in option



1800K à 6500K, 2IN1, 3IN1, 4IN1 ou 5IN1  
1800K to 6500K, 2IN1, 3IN1, 4IN1 ou 5IN1



Aluminium anodisé  
Aluminium finish



Convection naturelle  
Natural convection

### OPTIONS OPTIONS

Source lumineuse LED jusqu'à 4000 lm/m  
LED light source to 1220 lm/feet

Longueur de 2500 mm à partir de 30 pièces  
8.20 feet version available for quantities from 30pcs

Finition sur demande à partir de 50 pièces  
Special finish on request for quantities from 50pcs

Coupe, montage sur mesure : nous consulter  
Assembly, custom size: consult us